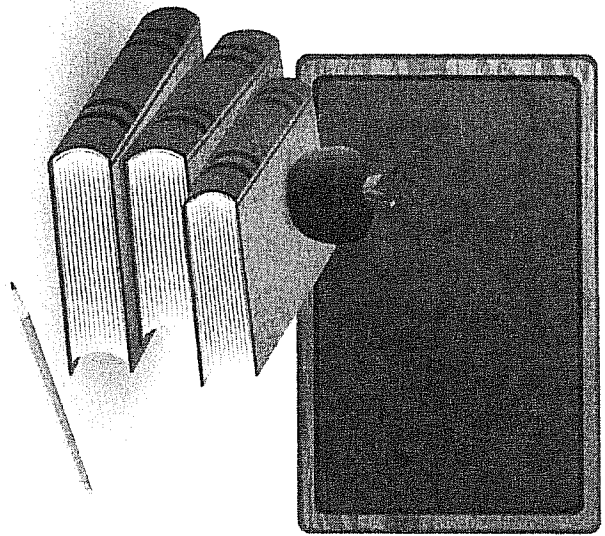



Together We Grow

Summer Social Emotional Calendar



WFIRST 5
EL DORADO

Ready for Kindergarten Booklist

(Letter Recognition)

Alphabet Under Construction by Fleming

A My Name Is by Bayer

Bad Kitty by Bruel

Chicka Chicka Boom Boom by Martin

Click, Clack, Quackity-Quack: An Alphabetical Adventure by Cronin

Do Your ABC's Little Brown Bear by London

Eating the Alphabet by Ehler

Gathering the Sun: An Alphabet in Spanish and English by Ada

Max's ABC by Wells

Mother Goose Numbers on the Loose by Dillon

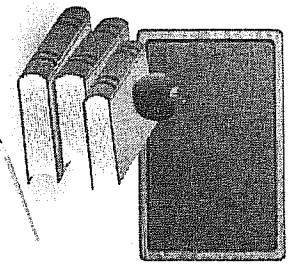
Old Black Fly by Aylesworth

Racecar Alphabet by Floca


Shiver Me Letters: A Pirate ABC by Sobel

SuperHero ABC by McLead

26 Letters and 99 Cents by Hoban



June 2010



Sun

Mon

Tue

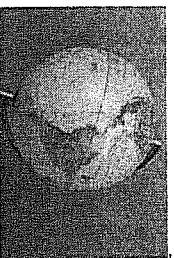
Wed

Thu

Fri

Sat

6	7 When your child is playing with others, encourage cooperative games such as building a tent out of old blankets.	8 Tell your child a story involving "right" and "wrong," and discuss the choices the characters made in the story.	9 Practice two-step directions. "Pick up your toy." "Put the toy in the box."	10 Show pictures of people from different cultures. Talk about things that are the same and different between them.	11 Ask your child his birthday, telephone number, and first and last name. Practice what he would do if separated from you.	12		
	14 Using a magazine or book, talk about the difference between real dangers, and make believe dangers.	15 Build a store, house or puppet stage out of old boxes. Allow your child to play and let his imagination run wild.	16 Encourage your child to talk about the different rules at home and school. Talk about why we have rules.	17 Introduce a new feeling each day using pictures, gestures, and words. Encourage her to use a variety of words to describe how she feels.	18 Encourage sharing activities such as blocks, crayons, acting out stories and playing with other children.	19		
20	21 When doing housework or yard work, allow your child to do a small part on her own. Let her empty the wastebasket or pick up leaves.	22 Talk with your child about possible dangers in the home such as electrical outlets and stovetops.	23 Help your child make a self-portrait. Let her use a variety of materials, allowing her to be creative.	24 Develop a conflict with stuffed animals or puppets. Talk about how the different animals are feeling. Discuss how to resolve the conflict.	25 Tell a favorite nursery rhyme or story. Talk about what is make-believe and what is real.	26		
27	28 Take your child to the library for story hour. She can learn about sitting in a group and listening to stories.	29 Invite your child to take care of a sick stuffed animal. Talk with him about how he is going to make it feel better.	30 Talk with your child about outdoor dangers, such as crossing the street or talking with strangers.					



Ready for Kindergarten Booklist

(Print Awareness)

Bunny Cakes by Wells

I Read Signs by Hoban

Officer Buckle and Gloria by Rathman

Ten Minutes 'Till Bedtime by Rathman

The Turn-Around, Upside-Down Alphabet Book by Ernst

Yikes! By Florczak

(Print Motivation)

Bogan Was Her Name by Arnold

Click Clack Moo, Cows that Type by Cronin

Dimity Dumpty: The Story of Humpty's Little Sister by Graham

Edward and the Pirates by McPail


Fancy Nancy by O'Connor

Five Little Monkeys Jumping on the Bed by Christelow


Jump, Frog, Jump! By Kalan

Knuffle Bunny and Knuffle Bunny Too: A Case of Mistaken Identity by Willemms

Mice and Beans by Ryan



July 2010



Sun

Mon


Tue

Wed

Thu

Fri

Sat

4	5 Empty containers, glue, newspapers, rubber bands, and magazines, can all be used for new inventions, allowing for lots of creativity.	6 Using stuffed animals or play figures, create a party. Role-play different people and talk about how they might feel or act.	7 Make sure your child has plenty of rest, quiet and alone time when he needs it.	8 Have a special reading time each day. Snuggle up and get close. Before bed is a great time to read together.	9 Take your child to the store, restaurant, or library. Explore new places. Talk about the similarities and differences in people.	10	
11	12 Tell a story about "anger" and talk about positive ways the characters in the story resolved their differences.	13 Invite your child to be a detective. Hide an item and prompt your child to investigate by asking questions, and gathering clues to find the item.	14 Teach your child important information by making a book with full name, address, phone number, etc.	15 Role play with your child about the first day of school. Take turns being the teacher.	16 Start a story then have your child continue the story, taking turns adding to the story.	17	
18	19 Help your child plan and create a safe obstacle course they can go over, under, around and through.	20 Have your child read to you telling you the story from looking at the pictures. This builds confidence.	21 Take turns teaching each other tasks. This will teach your child to give and follow directions.	22 Let your child help make a list of school supplies and shop for them together.	23 Play music from different cultures. You and your child can try to sing along and make up dances to the different music styles.	24	
25	26 Make a kindness tree. Write ways of "being nice" on paper flowers and paste to the tree.	27 Start the bedtime routine that will be used when school starts.	28 Make a book together telling how someone was kind. Have your child illustrate the pages.	29 Make a paper monster mask and talk about fears, and problem solve ways to face those fears.	30 Make a "do" list of what we do when playing. (i.e. we "do" take turns, "do" use our words, etc.)	31	

Ready for Kindergarten Booklist

(Phonological Awareness)

Bear Snores On by Wilson

Clap Hands by Oxenbury

How Do Dinosaurs Say Good Night? By Yolen

I Stink! By McMullan

The Itsy Bitsy Spider by Trapani

Little White Duck by Whippo

Llama Llama Red Pajama by Dewdney

She'll Be Comin' Round the Mountain by Sturges

Thelonius Monster's Sky-High Fly Pie by Sierra

Wake Up Big Barn by Chitwood

(Vocabulary)


Beach Day by Roosa

Eyes, Nose, Fingers, and Toes by Hindley


The Little Red Hen by Galdone

The Little Red Hen (Makes a Pizza) by Sturges

Mamma Cat has Three Kittens by Fleming



August 2010



Sun

Mon



Tue

Wed

Thu

Fri

Sat

1	2 Create a first day checklist, making sure he has and knows what he needs for the first day.	3 Have your child help create a new recipe for dinner. Let him help prepare the meal.	4 Have a "dress rehearsal" of the first day of school, from bedtime routine to getting to school.	5 Talk about how to feel brave when she is scared. List them on index cards letting her illustrate.	6 Put each number of your phone number on index cards and let your child put them in the appropriate order.	7
8	9 Let your child help pick out what she will wear for the first day of school. Set aside several choices.	10 Visit your child's school. Allow her to explore, play on the playground, walk the halls, etc.	11 Let your child personalize their school bag, by helping to fill it with items he will need for school.	12 Find and set up play dates with children going to your child's school.	13 Make a countdown calendar to school, helping your child get excited about the first day.	14 
15	16 Cut pictures out from a magazine and make a collage together.	17 Make an "I did it" chart with your child. List on the chart all of the things your child has learned to do on her own.	18 Give your child a daily chore, such as setting the table, feeding a pet, or putting shoes in the closet.	19 Help make cards to people in your child's life, include 3 things they appreciate about that person.	20 Have your child tell you or draw pictures of what he is most excited about starting school.	21
22	23 Go on a "date" with your child, and make sure you practice "please" and "thank you."	24 Create a post office in your home. Have your child decorate a shoebox to be the "mailbox." You can write and mail each other letters.	25 Play a role reversal game, let your child "be" you and you "be" your child for a while.	26 Role play safety situations, such as when and how to call 911.	27 Play "pass the smile" by smiling at others in the grocery store.	28
29	30 Let your child get a library card if he doesn't have one and allow him to pick out books to check out.	31 Play stop and freeze games such as "red light/green light." This helps with attention and direction skills.				

Ready for Kindergarten Booklist

(Vocabulary Continued)

The Napping House by Wood

Oh My Baby Bear! By Wood

Pretty Salma: A Red Riding Hood Story from Africa by Daly

We're Going on a Bear Hunt by Rosen

(Narrative Skills)

Benny Bakes a Cake by Rice

Big Red Barn by Brown

Bob by Pearson

Chugga-Chugga Choo-Choo by Lewis

Cows in the Kitchen by Crebbin

Good Night Gorilla by Rathman

The Great Gracie Chase: Stop that Dog! By Rylant

If You Give a Mouse a Cookie by Numeroff

Jump Frog Jump by Kalan

There Was an Old Lady Who Swallowed a Fly by Taback

Trucks by Rockwell